



Sunoco Logistics Partners L.P.

NYSE: SXL

National Association of Publicly
Traded Partnerships Conference
May 2011

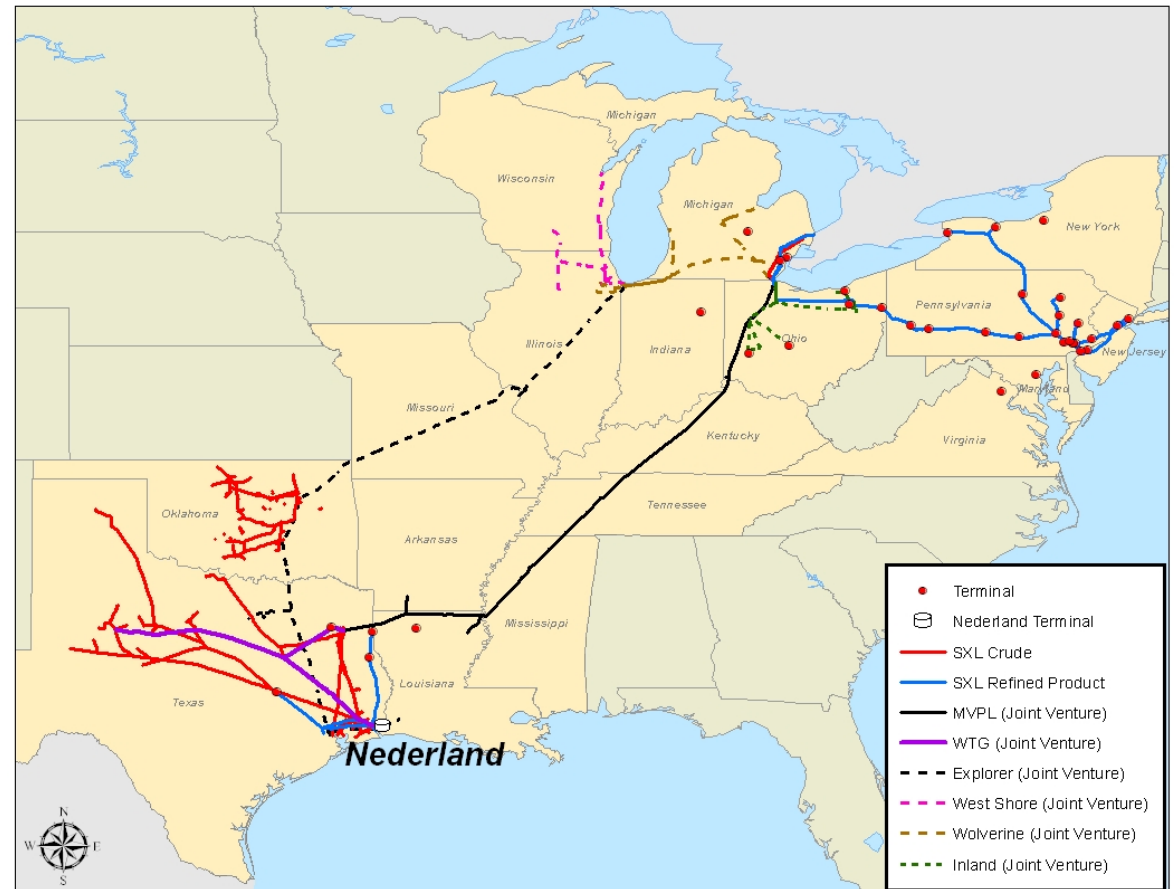
Forward-Looking Statements

Statements we make that are not historical facts are forward-looking statements. These forward-looking statements are not guarantees of future performance. Although we believe the assumptions underlying these statements are reasonable, investors are cautioned that such forward-looking statements involve risks and uncertainties that may affect our business and cause actual results to differ materially from those discussed in this presentation. Such risks and uncertainties include economic, business, competitive and/or regulatory factors affecting our business, as well as uncertainties related to the outcomes of pending or future litigation. Sunoco Logistics Partners L.P. has included in its Annual Report on Form 10-K for the year ended December 31, 2010 cautionary language identifying important factors (though not necessarily all such factors) that could cause future outcomes to differ materially from those set forth in the forward-looking statements. For more information about these factors, see our SEC filings, available on our website at www.sunocologistics.com. We expressly disclaim any obligation to update or alter these forward-looking statements, whether as a result of new information, future events or otherwise.

This presentation includes certain non-GAAP financial measures intended to supplement, not substitute for, comparable GAAP measures. Reconciliations of non-GAAP financial measures to GAAP financial measures are provided in the appendix to this presentation. You should consider carefully the comparable GAAP measures and the reconciliations to those measures provided in this presentation.

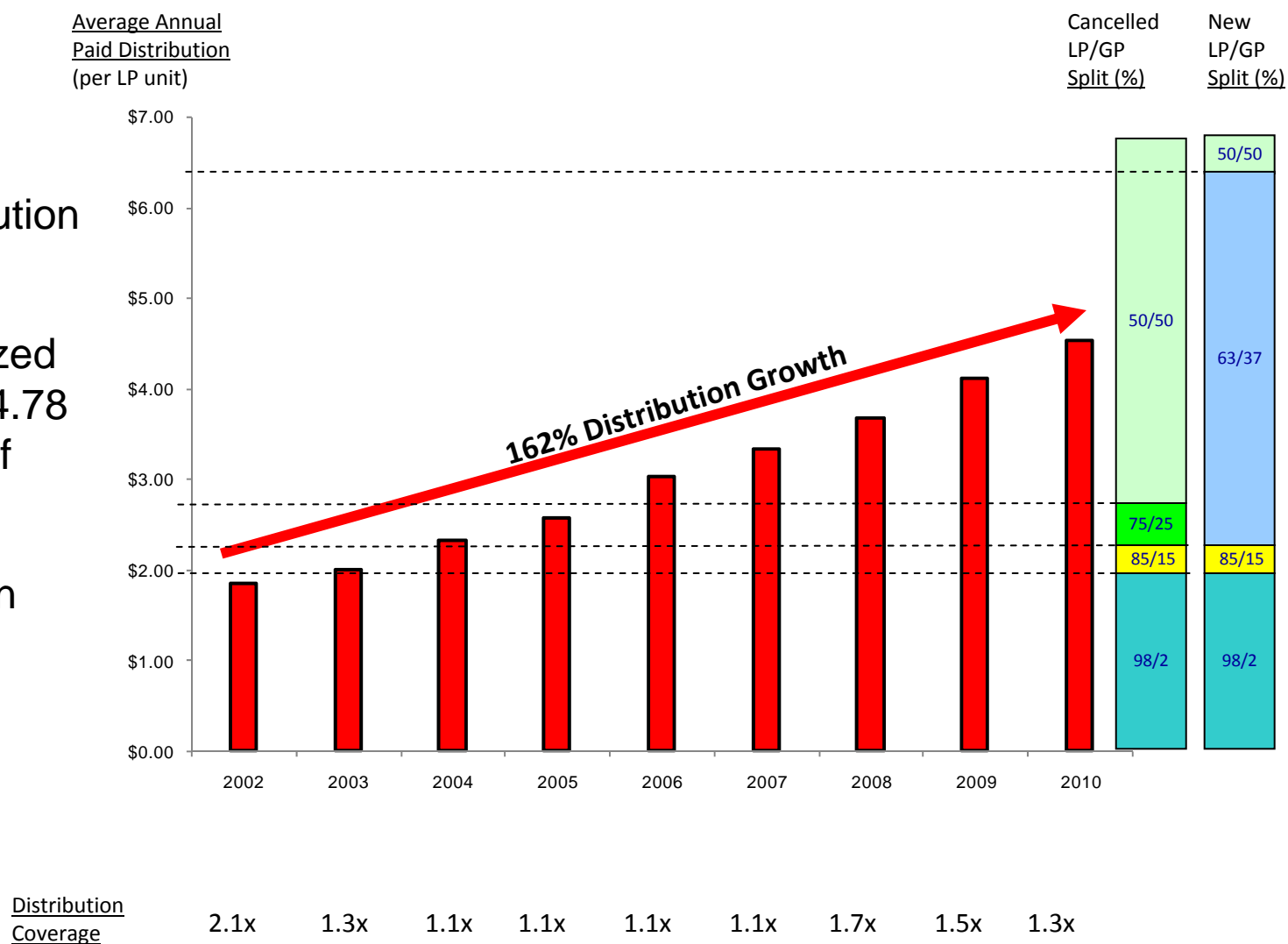
Sunoco Logistics Asset Overview

- Serve key U.S. refining and production centers in U.S. Northeast, Midwest, and Gulf Coast
- 2,500 miles of refined product pipelines
- 5,400 miles of crude pipelines
- 42 active refined product terminals
- 24 million barrels of crude oil storage capacity (including 21 million barrels at Nederland)



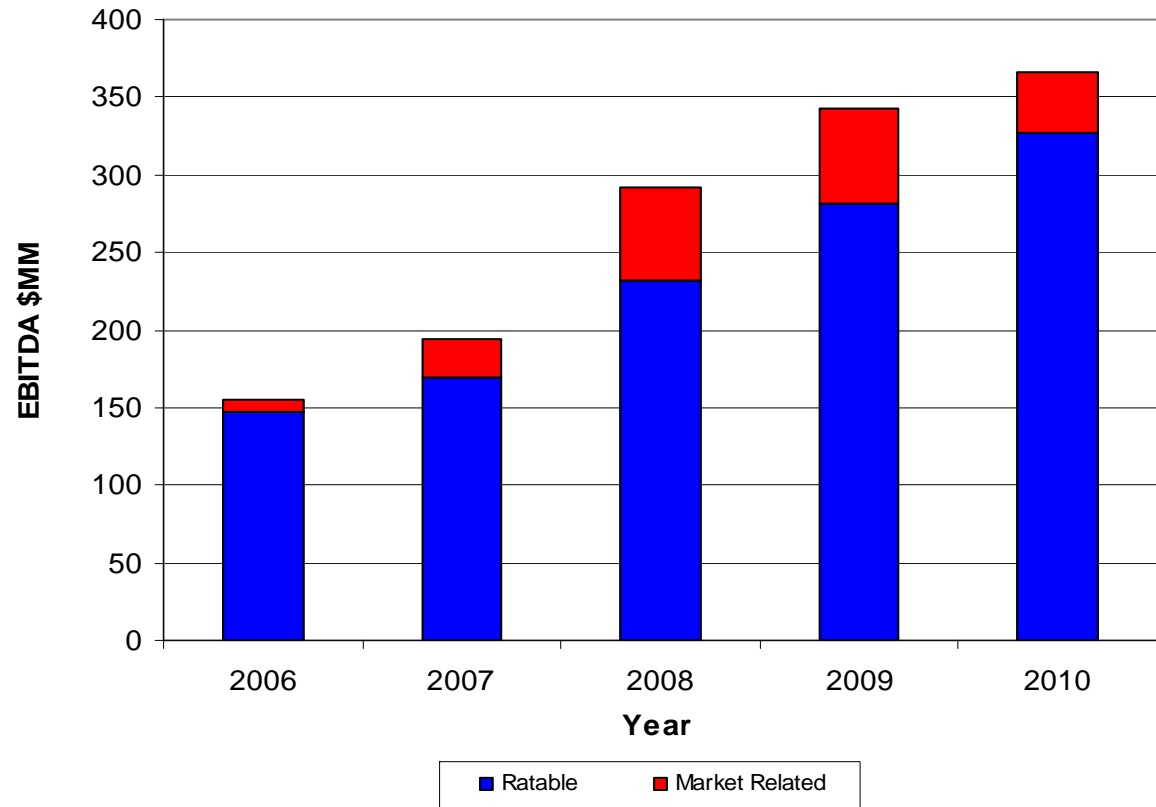
Distribution Summary

- 24 consecutive quarterly distribution increases
- Current annualized distribution of \$4.78 (5.7% yield as of 05/20/11)
- 2011 Distribution guidance of 6%

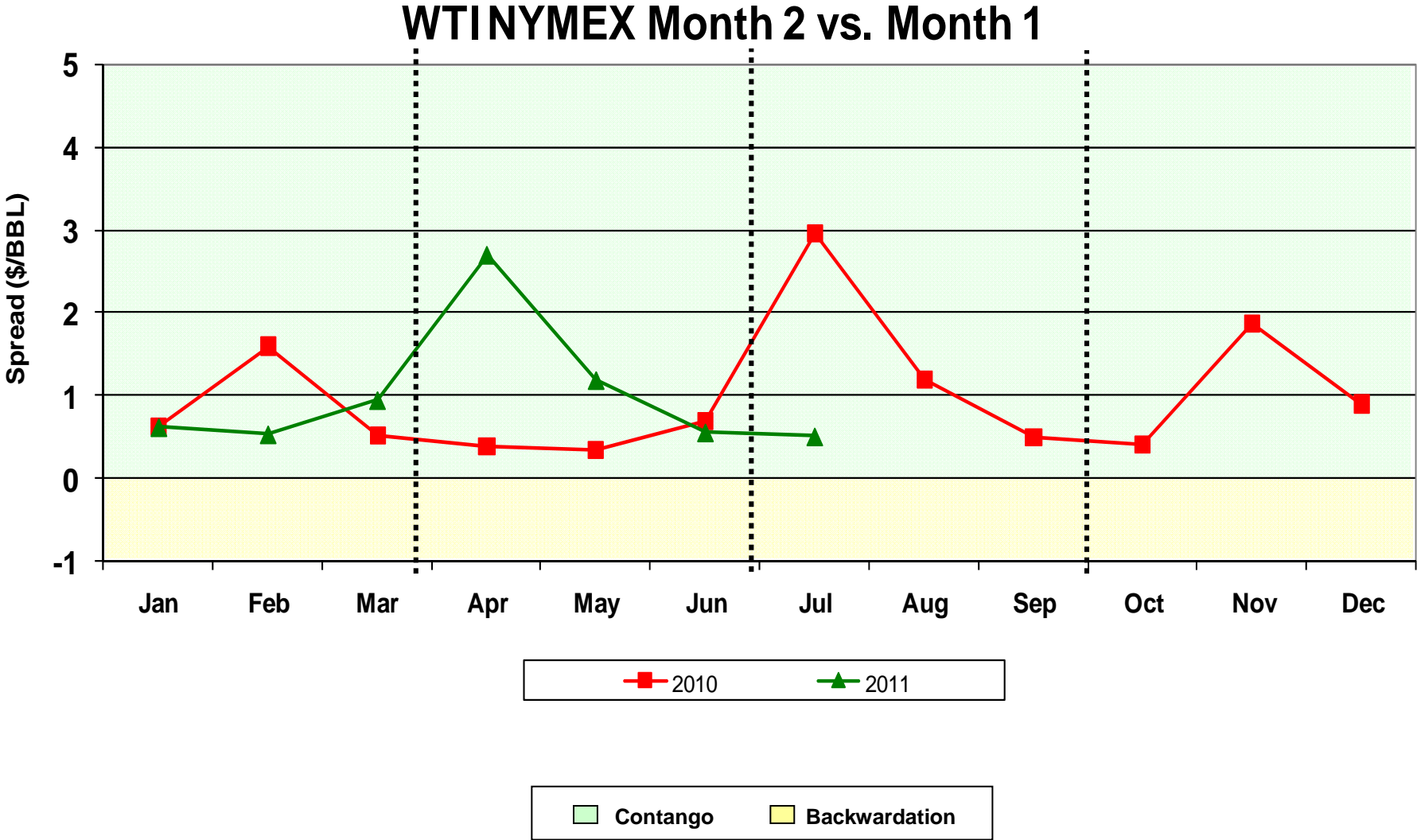


EBITDA: Ratable and Market Related

- Maximize asset base by taking advantage of market opportunities
- Distributions based on ratable cash
 - Market related cash flow increases coverage ratio



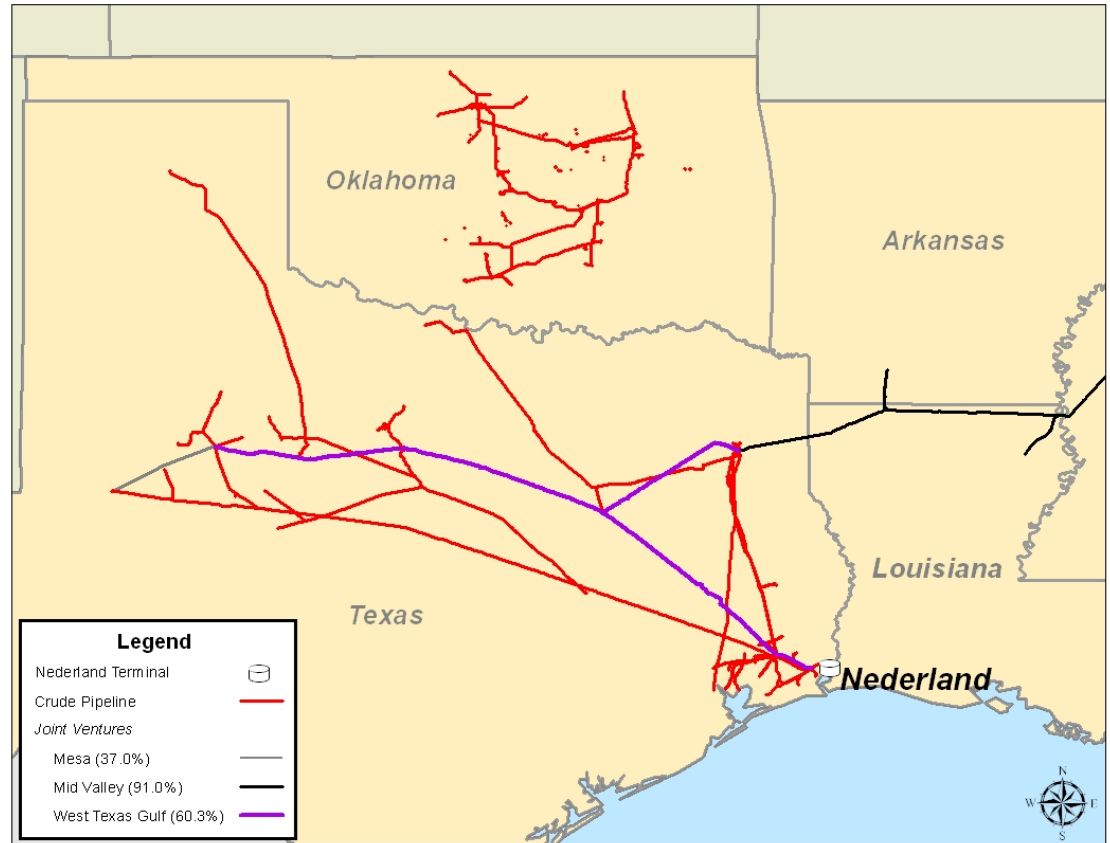
Crude Oil Contango



Source: NYMEX

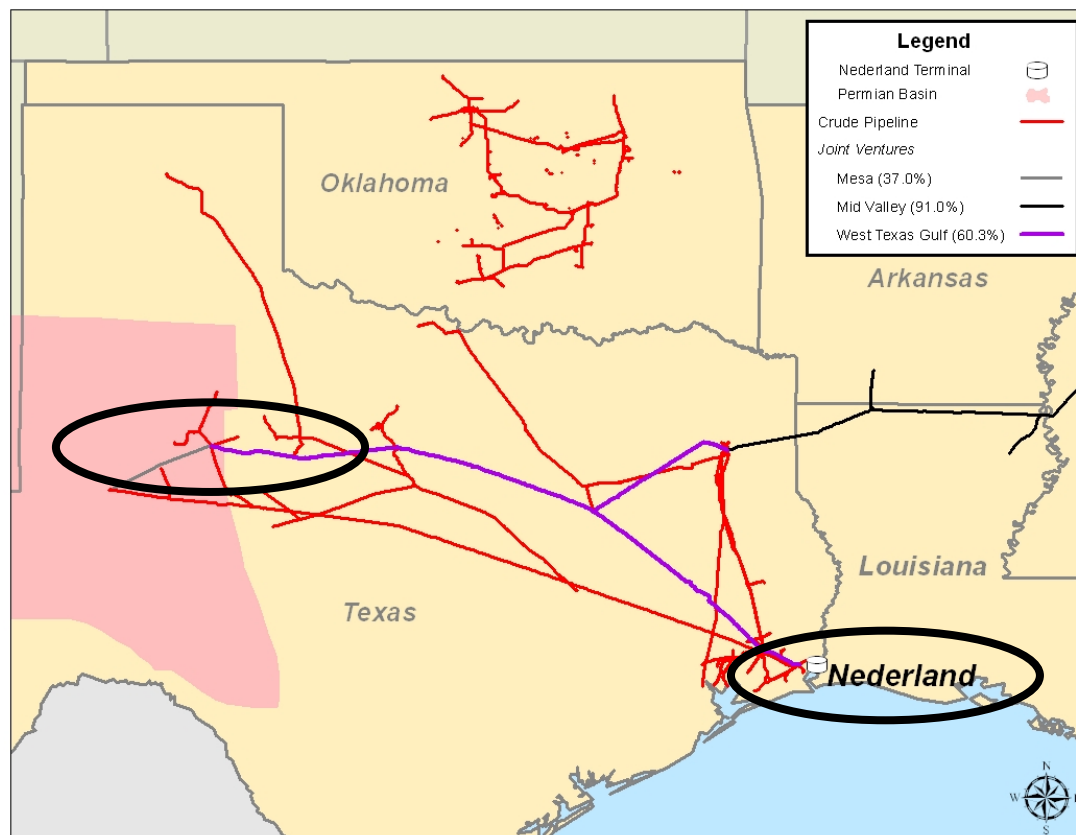
Crude Oil Platform

- Connected to key crude oil markets:
 - Cushing, OK
 - West Texas
 - Gulf Coast/Foreign
 - Canada
- Nederland, TX Terminal is an important hub
- System flexibility provides market opportunities



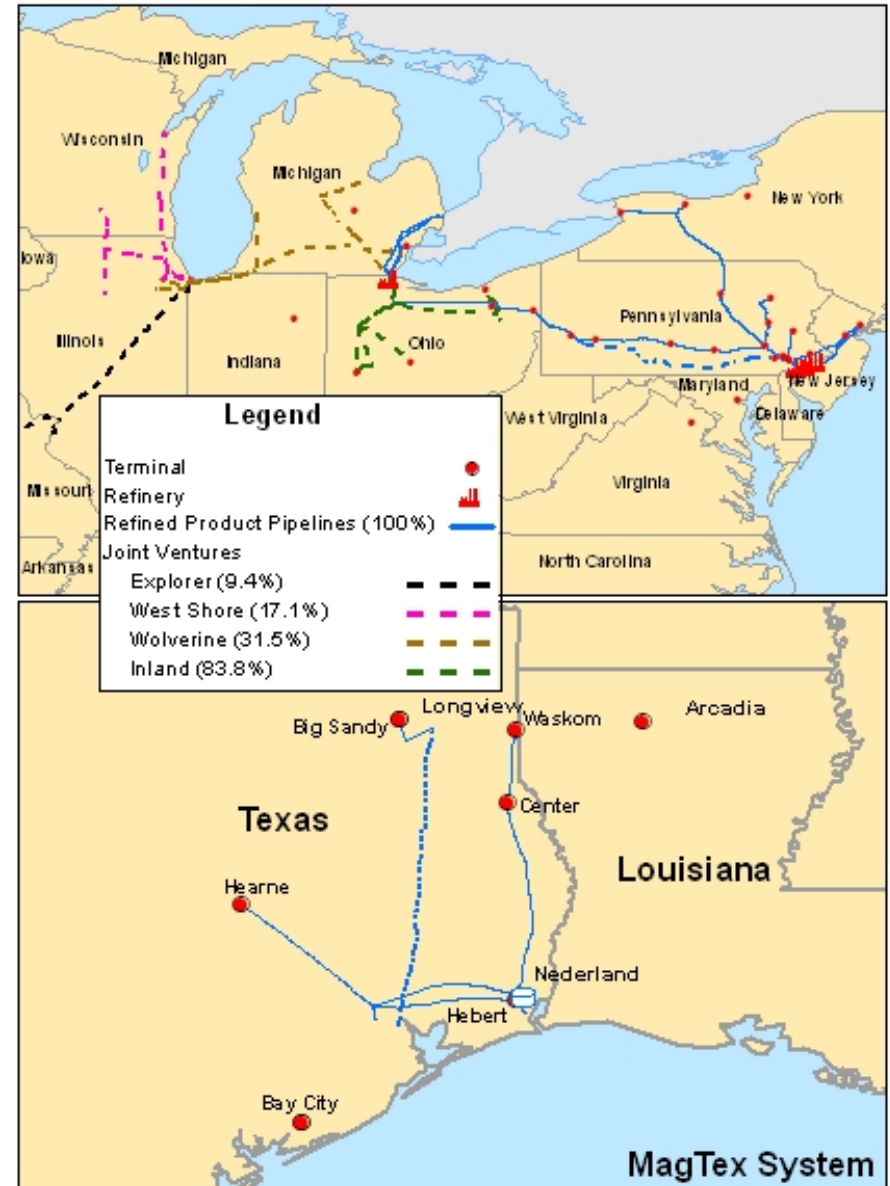
Crude Expansion – Organic Growth

- West Texas Gulf Expansion:
 - Minimum 100 MBPD increase
 - Existing crude pipeline
 - Multiple market destinations possible
 - Fee-based income
 - 3Q12 target start-up
- Nederland Terminal:
 - 2 new tanks on-line in 1Q11
 - 2 tanks under construction
 - 4Q11/1Q12 target start-up
 - Capacity will be 22MMB
 - Connection agreement with TransCanada



Refined Products Platform

- Two Platforms:
 - Northeast/Midwest—legacy Sunoco assets and joint ventures
 - Southwest—Magtex purchase and optimization
- Terminal blending services becoming more essential to meet market needs:
 - Ethanol
 - Biodiesel
 - Additives
 - Butane
 - More expected



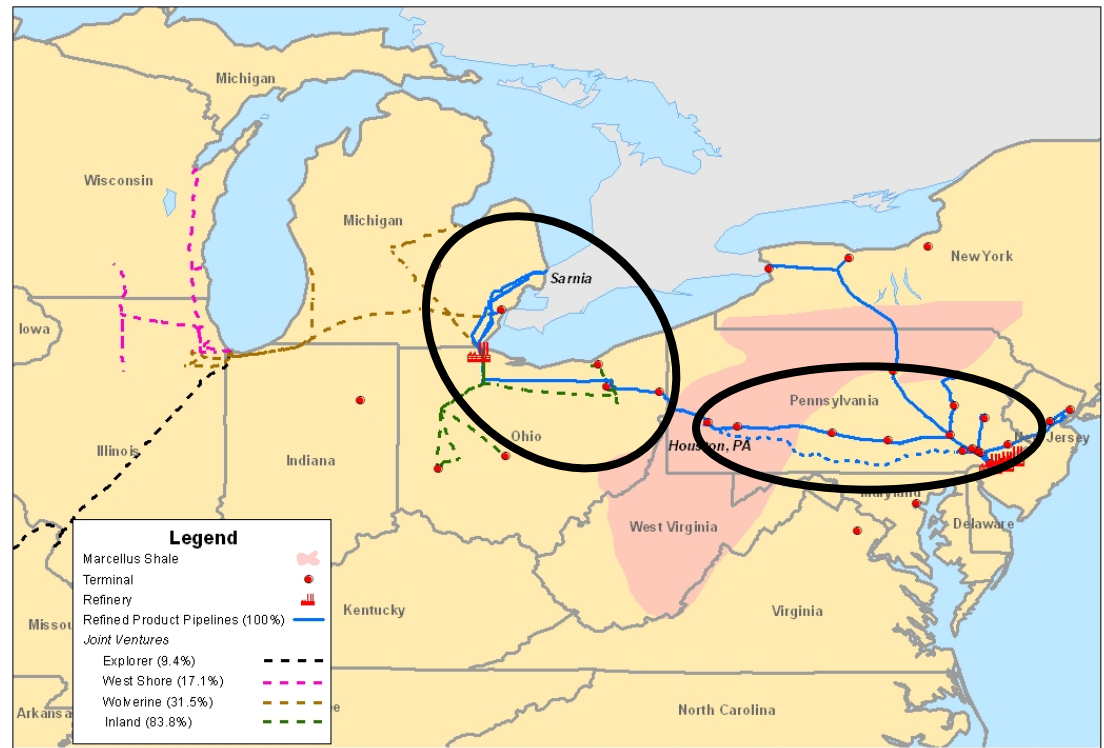
Refined Products/NGL – Growth & Optimization

■ Marcellus Shale Ethane Solutions:

- West—3Q12 target
 - Sarnia, Canada market
- East—mid-2013 target
 - Gulf Coast markets
 - International markets
- SXL utilizing existing pipeline
- No commodity risk
- Fee-based model

■ Inland Pipeline:

- 83.8% economic interest / 70% voting interest acquired
- Controlling interest
- Complementary asset
- Fee-based income



Inland Pipeline

- A 350-mile refined products pipeline located in Ohio
- Supply Points
 - BP and TRC Toledo refineries
 - Husky Lima refinery
 - Lima Junction (Buckeye)
- Complementary Asset Base
 - Toledo area lines south
 - Looking to become operator
 - Potential synergy with Mariner West project



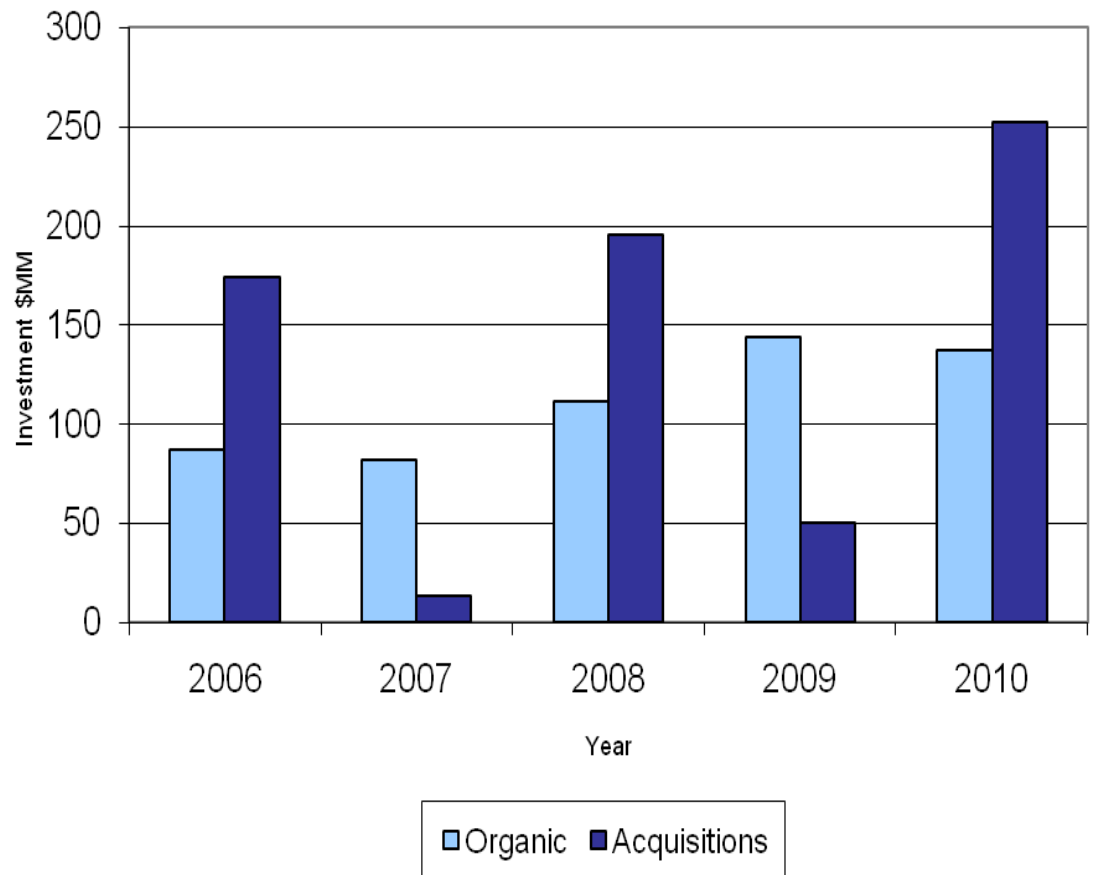
Butane Blending Business

- Patented technology for butane blending
- Margin capture between butane & gasoline
 - Model to lock in favorable margin and remove commodity risk
- Full-service offering to customers
- Tremendous growth potential:
 - Installing at our key terminals
 - Large customers interested in expanding
 - Recently signed two long-term customer contracts
- Recent expansion of butane to gasoline spreads bodes well for 2011 – 2012 blending season



Growth Capital

- Optimize current asset base
- Invest in organic extensions
- Opportunistically acquire complementary assets
 - 21 acquisitions since IPO
- 2011 Organic investment projected to be \$100 to \$150MM
 - Butane blending
 - Nederland
 - Magtex
 - Excludes major projects & acquisitions



Summary

- Geographically diverse asset base and strong business fundamentals
- Growth strategy in crude, products and NGLs
- Investment-grade credit rating, flexible capital structure to support growth and strong distribution coverage
- Consistent track record of distribution growth
- Excellent prospects for future growth



Sunoco Logistics
SUNOCO

Appendix

Historical Financial Results

(\$MM)

	2006	2007	2008	2009	2010
Refined Products Pipeline System	40	40	43	58	59
Terminal Facilities	53	68	80	103	122
Crude Oil Pipeline System	61	85	168	182	185
Total EBITDA	154	193	291	343	366
Interest Expense, net	27	35	31	45	73
Maintenance Capital	24	24	24	32	37
Provision for Income Tax	-	-	-	-	8
Distributable Cash Flow ("DCF")	103	134	236	266	248
Expansion Capital*	87	82	111	144	146
Total Distribution	98	117	137	173	189
Distribution Coverage Ratio	1.1x	1.1x	1.7x	1.5x	1.3x

*Excludes major acquisitions

Non-GAAP Reconciliation

(\$MM)

	2006	2007	2008	2009	2010
Net Income*	90	121	214	250	346
Interest Expense, net	27	35	31	45	73
Depreciation and Amortization	37	37	40	48	64
Impairment Charge	-	-	6	-	3
Provision for Income Taxes	-	-	-	-	8
Gain on Investments in Affiliates	-	-	-	-	(128)
EBITDA	154	193	291	343	366
Interest Expense, net	(27)	(35)	(31)	(45)	(73)
Maintenance Capital	(30)	(25)	(26)	(32)	(37)
Provision for Income Taxes	-	-	-	-	(8)
Sunoco Reimbursements	6	1	2	-	-
Distributable Cash Flow ("DCF")	103	134	236	266	248

*Net Income attributable to Sunoco Logistics Partners L.P.

Non-GAAP Financial Measures

In this presentation, the Partnership's EBITDA and DCF references are not presented in accordance with generally accepted accounting principles ("GAAP") and are not intended to be used in lieu of GAAP presentations of net income. Management of the Partnership believes EBITDA and DCF information enhance an investor's understanding of a business' ability to generate cash for payment of distributions and other purposes. In addition, EBITDA is also used as a measure in the Partnership's revolving credit facilities in determining its compliance with certain covenants. EBITDA and DCF do not represent and should not be considered an alternative to net income or operating income as determined under United States GAAP and may not be comparable to other similarly titled measures of other businesses.

Capitalization

(\$MM)

As of 03/31/11

Debt

Senior Notes*	1,100	fixed
Loan from Sunoco, Inc.	100	floating
\$62.5 MM Revolver (matures 2011)	31	floating
\$395 MM Revolver (matures 2012)	<u>51</u>	floating
Total Debt*	1,282	

Equity

Limited Partners	937
General Partner	<u>29</u>
Total Partners' Capital	966
Non-Controlling Interest	<u>78</u>
Total Equity**	1,044

Rating: BBB / Baa2 / BBB (S&P, Moody's, Fitch)
Stable Outlook

*Excludes unamortized bond discount of (\$2MM)

**Excludes accumulated other comprehensive loss (\$3MM)

Crude Oil Pipeline System

- Twelve months ended December 31, 2010 revenue of \$7.4 billion
51% of last twelve months EBITDA
- Lease Crude Acquisition
 - Buy/Sell domestic lease crude oil
- Approximately 4,900 miles of crude oil trunk lines located in the Southwest and Midwest U.S.
 - Approximately 500 miles of gathering lines
- 60.3% controlling interest in West Texas Gulf Pipeline, a 580-mile crude oil pipeline
- 91.0% controlling interest in Mid-Valley Pipeline, a 990-mile crude oil pipeline

Terminal Facilities

- Twelve months ended December 31, 2010 revenue of \$265 million
 - 33% of last twelve months EBITDA

- Nederland, TX Crude Oil Terminal Facilities
 - One of the largest on shore crude facilities in U.S.
 - 21 million barrel capacity currently

- 42 active Refined Products Marketing Terminals located in 10 states

- 1 million barrel Inkster, MI Terminal: LPG storage

- Refinery Terminal Facilities
 - 5.5 million barrel capacity
 - Serves Sunoco's Philadelphia area refineries

- Total Crude Oil terminal capacity of approximately 24 million barrels

- Total Refined Products terminal capacity of approximately 10 million barrels

Refined Products Pipeline System

- Twelve months ended December 31, 2010 revenue of \$136 million
 - 16% of last twelve months EBITDA

- Refined products pipeline system (approximately 2,500 miles), located in the Northeast, Midwest and Southwest U.S.
 - Transports refined products from Sunoco's Philadelphia area refineries, PBF's Toledo refinery, ExxonMobil's and Motiva's Beaumont, TX refineries as well as for other third parties

- Equity interest in four product pipelines
 - Explorer (9.4%)
 - West Shore (17.1%)
 - Wolverine (31.5%)
 - Yellowstone (14.0%)

- 83.8% controlling interest in Inland Pipeline, a 350-mile refined products pipeline

Transaction History (\$1B Since IPO)

- November 2002
 - Joint-venture interests in 3 product pipelines from Unocal, for \$54MM
 - Wolverine (31.5%), West Shore (9.2%), and Yellowstone (14.0%)
- November 2002
 - Joint-venture interest from Sunoco/Unocal in West Texas Gulf for \$11MM
- September 2003
 - Additional joint-venture interest in West Shore Pipeline Company for \$4MM increasing ownership from 9.2% to 12.3%
- March 2004
 - Logistics assets of Eagle Point refinery from Sunoco, Inc. for \$20MM
- April 2004
 - 2 product terminal facilities from ConocoPhillips for \$12MM: Baltimore/Manassas
- June 2004
 - Additional 1/3 interest in Harbor Pipeline from El Paso for \$7MM, increasing interest to 2/3rds
- November 2004
 - Columbus, Ohio product terminal facilities from Certified Oil for \$8MM
- August 2005
 - Texas crude oil pipeline system from ExxonMobil for \$100MM
- December 2005
 - 37% interest in Mesa crude oil pipeline system from Sunoco/Chevron for \$7MM
- March 2006
 - Texas crude oil pipeline system from Black Hills for \$41MM
 - Texas crude oil pipeline system from Alon for \$68MM
- August 2006
 - 55.3% interest in Mid-Valley Pipeline Company from Sunoco, Inc. for \$65MM

Transaction History (\$1B Since IPO), Continued

- | | |
|----------------|---|
| June 2007 | ■ 50% interest in a refined products pipeline system terminal in Syracuse, NY from ExxonMobil for \$13MM |
| November 2008 | ■ Texas refined products pipeline system and terminals facilities from ExxonMobil for \$186MM |
| September 2009 | ■ Oklahoma crude oil pipeline from Excel Pipeline LLC and refined products terminal facility located in Romulus, Michigan from R.K.A. Petroleum LLC for an aggregate \$50MM |
| July 2010 | ■ Butane blending business from Texon L.P. for \$140MM plus inventory for a total of \$152MM |
| | ■ Additional joint-venture interest in West Shore Pipe Line Company from BP for \$7MM increasing ownership interest from 12.3% to 17.1% |
| | ■ Additional joint-venture interest in Mid-Valley Pipeline Company from BP for \$58MM increasing ownership interest from 55.3% to 91.0% |
| August 2010 | ■ Additional joint-venture interest in West Texas Gulf Pipe Line Company from BP for \$27MM increasing ownership interest from 43.8% to 60.3% |
| October 2010 | ■ Bay City and Big Sandy, Texas terminal facilities from Gulfstream and Chevron, respectively, for an aggregate \$9MM |
| May 2011 | ■ Acquired controlling interest (83.8%) in Inland Pipeline joint venture for approximately \$100 MM |

Joint Venture Ownership

Consolidated JV's:

	Inland*		Mid-Valley		West Texas Gulf	
SXL	83.8%	SXL	91.0%	SXL	60.3%	
Citgo	16.2%	Chevron	9.0%	Chevron	28.3%	
				Citgo	11.4%	

Equity Interest JV's:

	Explorer**		West Shore		Wolverine***		Yellowstone	
Shell	36.0%	Buckeye	34.6%	ExxonMobil	36.2%	Conoco Phillips	46.0%	
Marathon	17.4%	Shell	18.9%	SXL	31.5%	ExxonMobil	40.0%	
Chevron	16.6%	Citgo	18.4%	Shell	17.2%	SXL	14.0%	
Conoco Phillips	13.8%	SXL	17.1%	Citgo	9.5%			
SXL	9.4%	ExxonMobil	11.0%	Marathon	5.6%			
American Capital Group	6.8%							

Undivided Interest JV's:

	Harbor		Mesa
SXL	66.7%	Plains	63.0%
Conoco Phillips	33.3%	SXL	37.0%

Bold - denotes operator

* Operated by BP's employees

** Operated by Explorer's employees

*** Operated by Wolverine's employees

Sunoco Logistics Partners L.P.

MARCH 31, 2011

